



PKO Bank Polski
EKSTRAKLASA

WEEK 1 21.07.19		
	MATCH END	
LEGIA WARSZAWA	1 2	POGOŃ SZCZECIN
KULENOVIC 13'		BUKSA 15' KOZULJ 38'

RAPORT STATYSTYCZNY

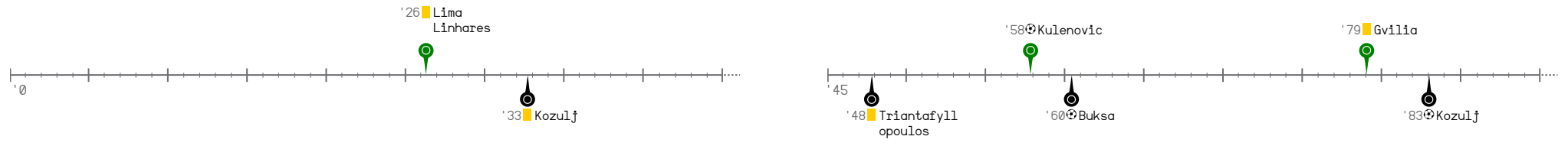


STATS

LEGIA WARSZAWA 1-2 POGOŃ SZCZECIN

Match info

Timeline



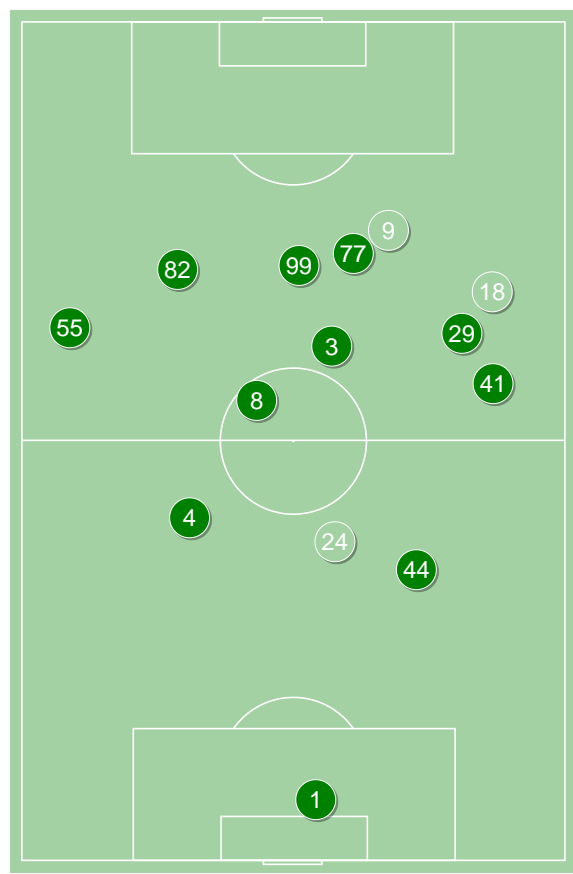
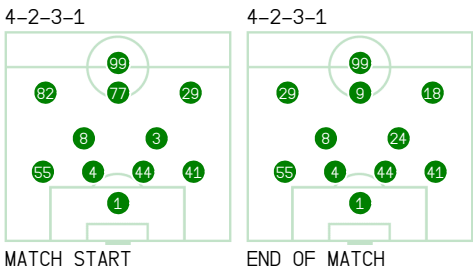
Average positions of players

Legia Warszawa

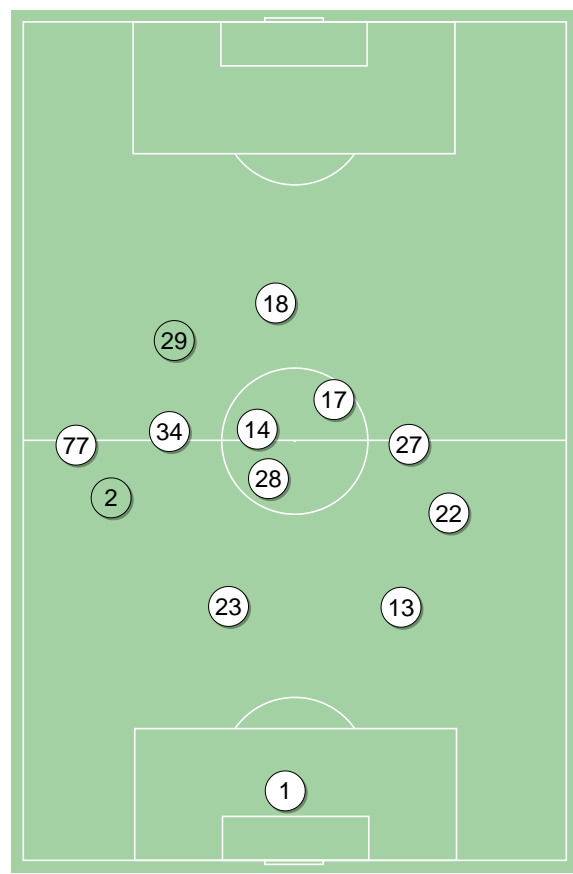
1	Majecki	
55	Jedrzejczyk	
4	Wieteska	
44	Remy	
41	Stolarski	
8	Gvilia	■
3	Jodlowiec	'82▼
82	Lima Linhares	■ '62▼
77	Praszelik	'68▼
29	Vesovic	
99	Kulenovic	⊕
18	Novikovas	'62▲
9	Carlos Lopez	'68▲
24	Andre Martins	'82▲

Pogoń Szczecin

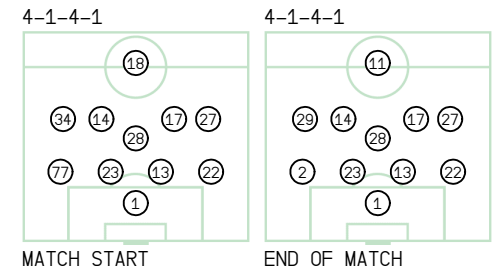
1	Stipica	
77	Ricardo Nunes	'76▼
23	Zech	
13	Triantafyllopoulos	■
22	Stec	
28	Tomas Podstawski	
34	Iker Guarrotxena	'62▼
14	Drygas	
17	Kozulj	⊕■
27	Kowalczyk	
18	Buksa	⊕ '92▼
29	Listkowski	'62▲
2	Bartkowski	'76▲
11	Benyamina	'92▲



Legia Warszawa ↑



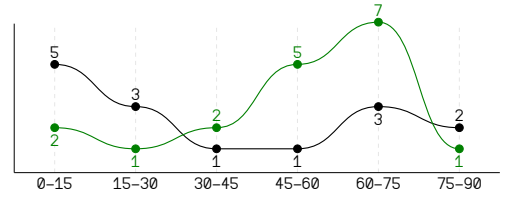
Pogoń Szczecin ↑



LEGIA WARSZAWA 1-2 POGOŃ SZCZECIN

Main statistics

SHOTS / ON TARGET	18 / 5	15 / 7
1st half	5 / 0	9 / 4
2nd half	13 / 5	6 / 3



Shots wide	8	5
Blocked shots	5	2
Shots from the box / on target	9 / 4	9 / 5
Average distance to the goal, m.	18.5	19.2
Fouls	16	17
Yellow / red cards	2 / 0	2 / 0
Offsides	2	2
Corners	8	3

Passes

PASSES / ACCURATE	441 / 341 77%	376 / 299 80%
1st half	214 / 164 77%	221 / 185 84%
2nd half	227 / 177 78%	155 / 114 74%
Key passes	19 / 12 63%	8 / 5 63%

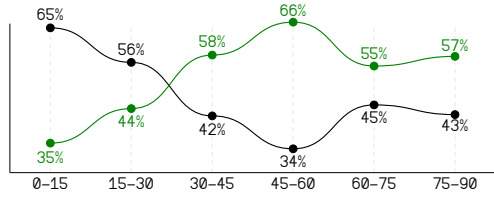
Challenges

CHALLENGES	161 / 87 54%	161 / 74 46%
1st half	85 / 45 53%	85 / 40 47%
2nd half	76 / 42 55%	76 / 34 45%
Air challenges	55 / 28 51%	55 / 27 49%
Ground challenges	106 / 59 56%	106 / 47 44%
Dribbles / successful	27 / 14 52%	24 / 12 50%
Tackles / successful	30 / 18 60%	34 / 20 59%
Lost balls / in own half	77 / 10	74 / 26
Ball recovery / in opp. half	52 / 15	57 / 7

Ball possession

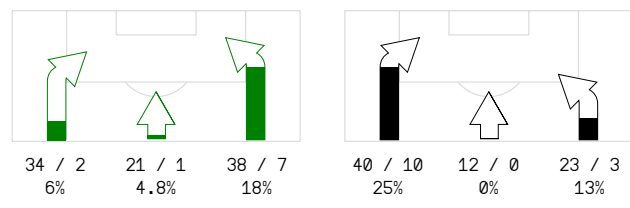
Teams stats

BALL POSSESSION	53%	47%
1st half	47%	53%
2nd half	59%	41%

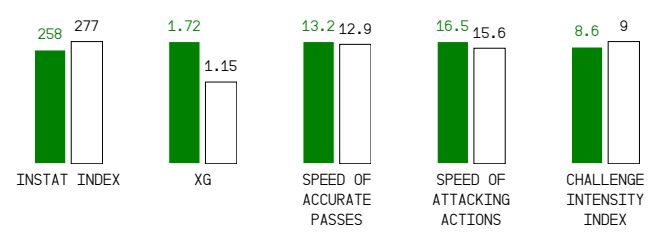


Positional attacks	82 / 810%	62 / 1219%
Counter-attacks	11 / 218%	13 / 18%
Set pieces attacks	15 / 640%	4 / 125%
Free-kick shots / on target	-	-
Free-kick combinations	6 / 350%	1 / 00%
Corners	8 / 338%	3 / 133%
Penalties / scored	-	-

FLANKS OF ATTACKS



Key performance indexes



TOP-3 InStat Index

99 Kulenovic	315	18 Buksa	359
29 Vesovic	279	1 Stipica	335
18 Novikovas	278	17 Kozulj	307

TOP-3 Shots / on target

77 Praszelik	3 / 2 67%	18 Buksa	4 / 2 50%
8 Gvilia	5 / 1 20%	17 Kozulj	3 / 2 67%
29 Vesovic	3 / 1 33%	28 Tomas Podstawski	2 / 1 50%

TOP-3 Passes

8 Gvilia	65 / 51 78%	28 Tomas Podstawski	42 / 36 86%
4 Wieteska	59 / 48 81%	23 Zech	39 / 32 82%
44 Remy	51 / 44 86%	22 Stec	38 / 28 74%

TOP-3 Key passes

29 Vesovic	4 / 4 100%	34 Iker Guarrotxena	3 / 2 67%
18 Novikovas	4 / 4 100%	18 Buksa	2 / 2 100%
99 Kulenovic	3 / 1 33%	17 Kozulj	2 / 1 50%

TOP-3 Challenges

41 Stolarski	18 / 15 83%	18 Buksa	27 / 14 52%
99 Kulenovic	24 / 11 46%	28 Tomas Podstawski	22 / 13 59%
55 Jędrzejczyk	18 / 11 61%	13 Triantafyllopoulos	18 / 10 56%

TOP-3 Dribbles

82 Lima Linhares	9 / 4 44%	18 Buksa	5 / 4 80%
41 Stolarski	2 / 2 100%	27 Kowalczyk	6 / 3 50%
9 Carlos Lopez	2 / 2 100%	17 Kozulj	5 / 3 60%

LEGIA WARSZAWA 1-2 POGOŃ SZCZECIN

Players stats

Legia Warszawa

	INSTAT INDEX	Minutes played	Goals / assists	xG	Shots / on target	Fouls	Fouls suffered	Offsides	Passes / accurate	Key passes	Received passes	Challenges / won	Air challenges	Ground challenges	Dribbles / successful	Tackles / successful	Lost balls	Ball recoveries
1 Majecki	270	'96	-	-	-	-	-	-	29 / 27 93%	-	12	-	-	-	-	-	2	3
55 Jedrzejczyk	251	'96	-	0.05	1 / 0 0%	2	1	-	47 / 33 70%	-	22	18 / 11 61%	8 / 5 63%	10 / 6 60%	2 / 1 50%	2 / 1 50%	5	5
4 Wieteska	277	'96	-	0.12	1 / 0 0%	-	-	-	59 / 48 81%	1 / 0 0%	43	11 / 9 82%	6 / 5 83%	5 / 4 80%	-	2 / 2 100%	5	9
44 Remy	239	'96	-	-	-	-	-	-	51 / 44 86%	-	43	13 / 5 38%	6 / 1 17%	7 / 4 57%	-	-	7	7
41 Stolarski	259	'96	-	0.02	1 / 0 0%	2	4	-	50 / 36 72%	2 / 1 50%	24	18 / 15 83%	5 / 2 40%	13 / 13 100%	2 / 2 100%	5 / 5 100%	8	11
8 Gvilia	241	'96	0 / 1	0.33	5 / 1 20%	1	1	-	65 / 51 78%	1 / 1 100%	49	12 / 5 42%	2 / 1 50%	10 / 4 40%	1 / 1 100%	5 / 1 20%	9	4
3 Jodlowiec	224	'82	-	0.06	2 / 0 0%	2	1	-	21 / 16 76%	-	20	12 / 6 50%	3 / 2 67%	9 / 4 44%	2 / 1 50%	5 / 1 20%	5	3
82 Lima Linhares	240	'62	-	0.30	1 / 0 0%	3	4	1	16 / 11 69%	2 / 0 0%	19	22 / 9 41%	2 / 0 0%	20 / 9 45%	9 / 4 44%	4 / 4 100%	7	4
77 Praszelik	268	'68	-	0.31	3 / 2 67%	2	-	-	12 / 9 75%	2 / 1 50%	19	9 / 6 67%	3 / 2 67%	6 / 4 67%	1 / 1 100%	2 / 2 100%	4	2
29 Vesovic	279	'96	-	0.18	3 / 1 33%	2	1	-	20 / 18 90%	4 / 4 100%	25	10 / 3 30%	2 / 1 50%	8 / 2 25%	5 / 1 20%	2 / 0 0%	5	1
99 Kulenovic	315	'96	1 / 0	0.35	1 / 1 100%	1	3	1	33 / 20 61%	3 / 1 33%	38	24 / 11 46%	17 / 9 53%	7 / 2 29%	2 / 1 50%	1 / 0 0%	14	1
18 Novikovas	278	'33	-	-	-	1	1	-	19 / 14 74%	4 / 4 100%	11	7 / 4 57%	1 / 0 0%	6 / 4 67%	1 / 0 0%	1 / 1 100%	1	1
9 Carlos Lopez	244	'27	-	-	-	-	-	-	10 / 6 60%	-	9	4 / 2 50%	-	4 / 2 50%	2 / 2 100%	-	5	-
24 Andre Martins	226	'14	-	-	-	-	-	-	9 / 8 89%	-	7	1 / 1 100%	-	1 / 1 100%	-	1 / 1 100%	-	1

Pogoń Szczecin

	INSTAT INDEX	Minutes played	Goals / assists	xG	Shots / on target	Fouls	Fouls suffered	Offsides	Passes / accurate	Key passes	Received passes	Challenges / won	Air challenges	Ground challenges	Dribbles / successful	Tackles / successful	Lost balls	Ball recoveries
1 Stipica	335	'96	-	-	-	-	-	-	34 / 27 79%	-	9	1 / 1 100%	1 / 1 100%	-	-	-	6	12
77 Ricardo Nunes	240	'76	-	-	-	1	3	-	34 / 27 79%	1 / 0 0%	25	6 / 3 50%	3 / 2 67%	3 / 1 33%	-	-	7	3
23 Zech	256	'96	-	-	-	-	-	-	39 / 32 82%	-	29	9 / 5 56%	3 / 1 33%	6 / 4 67%	-	3 / 2 67%	4	2
13 Triantafyllopoulos	293	'96	-	0.18	1 / 0 0%	2	1	-	33 / 28 85%	-	20	18 / 10 56%	11 / 7 64%	7 / 3 43%	-	4 / 2 50%	2	6
22 Stec	245	'96	-	-	-	4	2	-	38 / 28 74%	-	21	14 / 8 57%	2 / 1 50%	12 / 7 58%	1 / 0 0%	5 / 4 80%	4	5
28 Tomas Podstawski	303	'96	-	0.05	2 / 1 50%	1	-	-	42 / 36 86%	-	31	22 / 13 59%	7 / 5 71%	15 / 8 53%	2 / 1 50%	9 / 5 56%	5	6
34 Iker Guarrotxena	241	'62	-	0.01	1 / 0 0%	2	1	-	26 / 21 81%	3 / 2 67%	29	6 / 0 0%	3 / 0 0%	3 / 0 0%	1 / 0 0%	-	7	3
14 Drygas	282	'96	-	0.23	2 / 1 50%	1	3	-	31 / 28 90%	-	22	10 / 6 60%	2 / 0 0%	8 / 6 75%	1 / 1 100%	5 / 3 60%	-	5
17 Kozulj	307	'96	1 / 1	0.18	3 / 2 67%	1	2	1	35 / 24 69%	2 / 1 50%	39	16 / 4 25%	3 / 0 0%	13 / 4 31%	5 / 3 60%	1 / 0 0%	13	1
27 Kowalczyk	257	'96	-	0.05	1 / 1 100%	2	2	1	21 / 14 67%	-	24	17 / 7 41%	6 / 2 33%	11 / 5 45%	6 / 3 50%	3 / 2 67%	7	4
18 Buksa	359	'93	1 / 1	0.42	4 / 2 50%	1	-	-	27 / 21 78%	2 / 2 100%	31	27 / 14 52%	13 / 7 54%	14 / 7 50%	5 / 4 80%	-	12	6
29 Listkowski	231	'33	-	0.03	1 / 0 0%	-	1	-	8 / 7 88%	-	14	9 / 2 22%	-	9 / 2 22%	3 / 0 0%	3 / 2 67%	4	-
2 Bartkowski	251	'19	-	-	-	2	-	-	8 / 6 75%	-	3	3 / 1 33%	1 / 1 100%	2 / 0 0%	-	-	2	4
11 Benyamina	-	'3	-	-	-	-	-	-	-	-	2	3 / 0 0%	-	3 / 0 0%	-	1 / 0 0%	1	-

LEGIA WARSZAWA 1-2 POGOŃ SZCZECIN

Notes and glossary

Attack

Ball possession with crossing half-way line

Counter-attack

Open play attack after the opponent team loses the ball. A counter-attack lasts no longer than 30 sec. Speed of moving to the target in counter-attack - not less than 2,6 meters/sec.

Positional attack

An attack in open play or after set pieces (throw-in or free-kick). Positional attack in open play either lasts more than 30 sec or speed of moving to the target in ball possession is less than 2,6 meters/sec

Attack after a free-kick or throw-in

An attack which starts with a set piece (corner, throw-in or a free-kick) and its first or second action is a shot on goal or a cross into the box.

Attack after a corner

Team actions after taking a corner kick up to losing ball or opponent's clearing the ball to the central zone

Shot

Sending ball to the opponent's goal with the purpose to score. Shots are classified following way: accurate (on target), wide (posts and crossbar included) and shots blocked by the opponent.

Key pass

A pass to a partner who is in a goal scoring position (one-on-one situation, empty net etc.) and a pass to a partner that "cuts off" the whole defensive line of the opponent's team (3 and more players) in the attacking phase.

Challenges

All types of challenges on a field. It is a summary measure, which includes struggle for neutral ball, air challenges, dribbles, tackles, losses of a ball after opponent's tackles.

Air challenge

A struggle of two opponents for a ball above their shoulders level.

Dribble

Active action of a player possessing the ball, an attempt to pass opponent by using dribbling. When dribbling succeeds, the opponent has unsuccessful tackle registered.

Turnover in challenges

Active action of a player who tries to tackle the ball from the player possessing it (the opponent in this case has the loss from tackle registered); counteracting opponent's dribbling is also registered as tackling.

Dribbling

Deliberate movement of a player possessing the ball (not less than 3 touches)

Poor ball control

Losing a ball without challenge as a result of an inaccurate action.

Ball recoveries

Player's actions (interception, picking up, won challenge) ending opponent's ball possession and giving a chance of making quick counter-attack.

Turnover

Player's actions (inaccurate pass, lost challenge, etc.) that lead to losing a ball. Loss of the ball is not registered if the ball possession is finished with a foul suffered or a shot.

Speed of attacking actions

Number team's attacking actions per minute of the ball possession.

Speed of accurate passes

Number of accurate passes per minute of the ball possession

Challenge intensity index

number of challenges and interceptions made by defending team per minute opponent's ball possession

xG

Metric to evaluate the quality of shots made by a player or a team. The number of expected goals is calculated depending on the type of the shot and zone, from which this shot was made.