



PKO Bank Polski
EKSTRAKLASA

WEEK 1 21.07.19		
MATCH END		
KGHM ZAGŁĘBIE LUBIN	1 1	CRACOVIA
BOHAR 5'		RAFAEL LOPES 23'

RAPORT STATYSTYCZNY



STATS

KGHM ZAGŁĘBIE LUBIN 1-1 CRACOVIA

Match info
Timeline



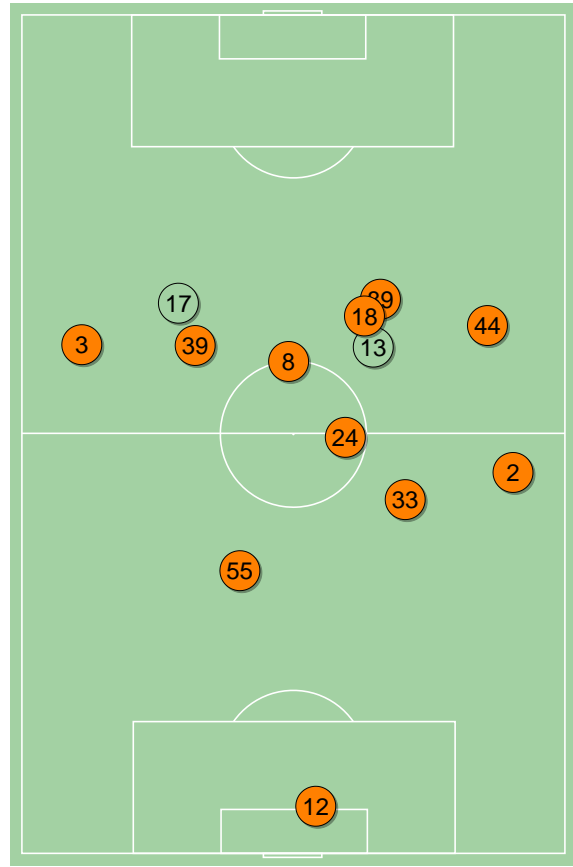
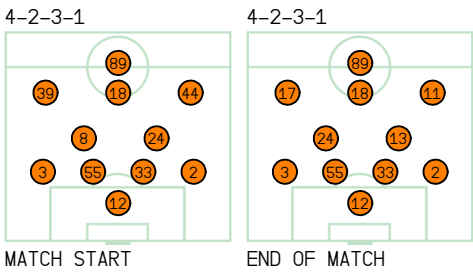
Average positions of players

KGHM Zagłębie Lubin

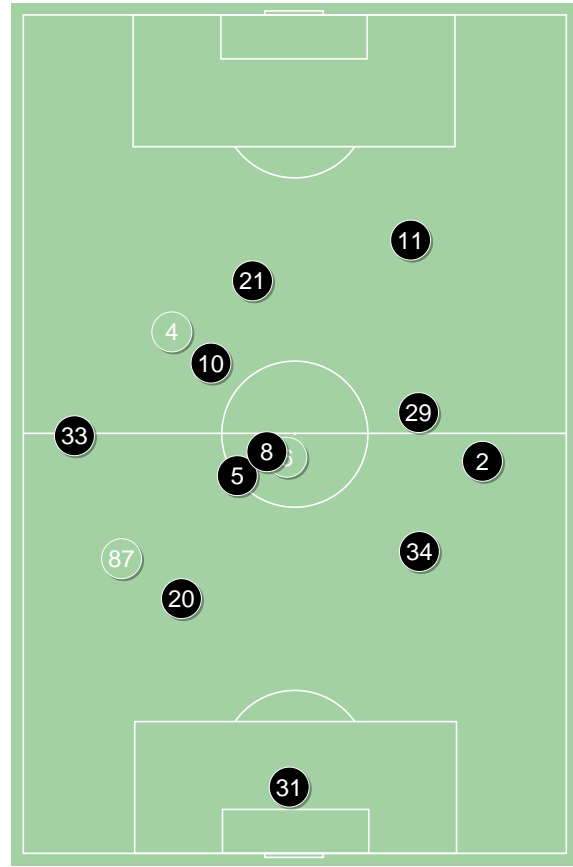
12	Forenc	
3	Balic	
55	Oko	
33	Guldan	
2	Kopacz	
8	Poreba	'80▼
24	Tosiak	
39	Bohar	'86▼
18	Starzynski	
44	Czerwinski	'80▼
89	Tuszynski	
13	Pakulski	'80▲
11	Pawlowski	'80▲
17	Szysz	'86▲

Cracovia

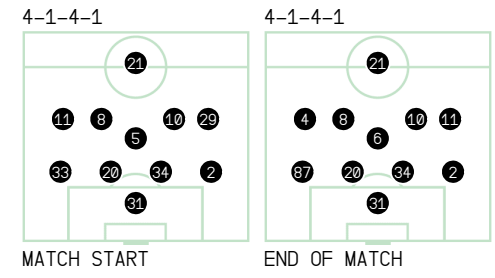
31	Hrosso	
33	Pestka	'75▼
20	Datkovic	
34	Dytiatiev	
2	Rapa	
5	Goł	'63▼
11	Wdowiak	
8	Dimun	
10	van Amersfoort	
29	Cecaric	'45▼
21	Rafael Lopes	
4	Hanca	'45▲
6	Lusiusz	'63▲
87	Diego	'75▲



KGHM Zagłębie Lubin ↑



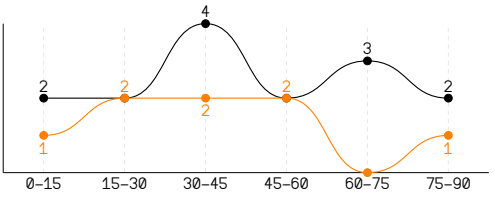
Cracovia ↑



KGHM ZAGŁĘBIE LUBIN 1-1 CRACOVIA

Main statistics

SHOTS / ON TARGET	8 / 2	15 / 7
1st half	5 / 1	8 / 2
2nd half	3 / 1	7 / 5

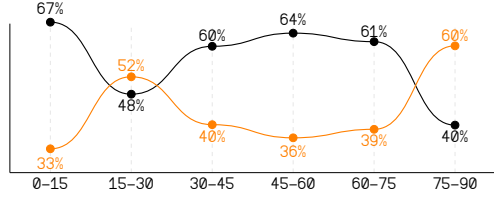


Shots wide	4	7
Blocked shots	2	1
Shots from the box / on target	4 / 0	4 / 1
Average distance to the goal, m.	20.7	20.2
Fouls	18	22
Yellow / red cards	-	2 / 0
Offsides	1	1
Corners	2	5

Ball possession

Teams stats

BALL POSSESSION	43%	57%
1st half	42%	58%
2nd half	44%	56%



Positional attacks	57 / 23.5%	55 / 71.3%
Counter-attacks	15 / 4.27%	17 / 4.24%
Set pieces attacks	14 / 2.14%	15 / 4.27%
Free-kick shots / on target	-	1 / 0.0%
Free-kick combinations	9 / 1.11%	6 / 0.0%
Corners	2 / 0.0%	5 / 1.20%
Penalties / scored	-	-

TOP-3 InStat Index



3 Balic	292	20 Datkovic	308
18 Starzynski	282	5 Gol	306
8 Poreba	277	34 Dytiatiev	287

TOP-3 Shots / on target



18 Starzynski	3 / 1.33%	21 Rafael Lopes	6 / 3.50%
39 Bohar	2 / 1.50%	4 Hanca	3 / 2.67%
3 Balic	1 / 0.0%	20 Datkovic	1 / 1.100%

TOP-3 Passes

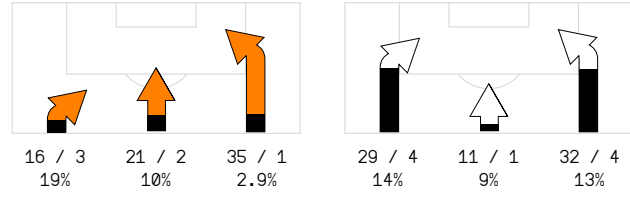


2 Kopacz	60 / 50.83%	8 Dimun	65 / 53.82%
33 Guldan	42 / 37.88%	5 Gol	49 / 45.92%
24 Tosik	38 / 33.87%	34 Dytiatiev	50 / 43.86%

Passes

PASSES / ACCURATE	375 / 299 80%	481 / 406 84%
1st half	178 / 144 81%	237 / 203 86%
2nd half	197 / 155 79%	244 / 203 83%
Key passes	4 / 1 25%	9 / 5 56%

FLANKS OF ATTACKS



TOP-3 Key passes

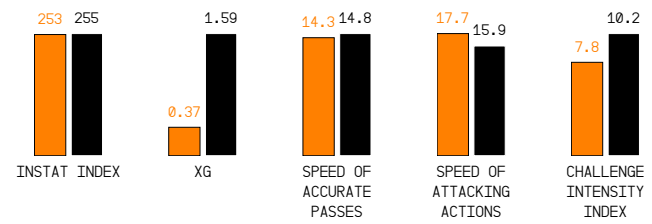


39 Bohar	1 / 1.100%	10 van Amersfoort	3 / 3.100%
24 Tosik	1 / 0.0%	5 Gol	3 / 2.67%
18 Starzynski	1 / 0.0%	11 Wdowiak	2 / 0.0%

Challenges

CHALLENGES	164 / 82 50%	164 / 82 50%
1st half	84 / 43 51%	84 / 41 49%
2nd half	80 / 39 49%	80 / 41 51%
Air challenges	68 / 32 47%	68 / 36 53%
Ground challenges	96 / 50 52%	96 / 46 48%
Dribbles / successful	18 / 10 56%	21 / 9 43%
Tackles / successful	26 / 17 65%	28 / 18 64%
Lost balls / in own half	66 / 13	62 / 7
Ball recovery / in opp. half	47 / 4	56 / 12

Key performance indexes



TOP-3 Challenges



2 Kopacz	21 / 12.57%	33 Pestka	20 / 13.65%
89 Tuszynski	29 / 10.34%	20 Datkovic	17 / 10.59%
8 Poreba	14 / 10.71%	5 Gol	17 / 9.53%

TOP-3 Dribbles



8 Poreba	5 / 4.80%	11 Wdowiak	6 / 4.67%
89 Tuszynski	3 / 2.67%	21 Rafael Lopes	4 / 2.50%
44 Czerwinski	3 / 1.33%	8 Dimun	3 / 1.33%



KGHM ZAGŁĘBIE LUBIN 1-1 CRACOVIA

Players stats

KGHM Zagłębie Lubin

	INSTAT INDEX	Minutes played	Goals / assists	xG	Shots / on target	Fouls	Fouls suffered	Offsides	Passes / accurate	Key passes	Received passes	Challenges / won	Air challenges	Ground challenges	Dribbles / successful	Tackles / successful	Lost balls	Ball recoveries
12 Forenc	262	'95	-	-	-	-	1	-	24 / 22 92%	-	5	1 / 1 100%	1 / 1 100%	-	-	-	-	4
3 Balic	292	'95	-	0.05	1 / 0 0%	3	3	-	31 / 24 77%	-	21	13 / 10 77%	7 / 5 71%	6 / 5 83%	2 / 1 50%	2 / 2 100%	5	5
55 Oko	232	'95	-	-	-	4	-	-	32 / 25 78%	-	19	5 / 4 80%	2 / 1 50%	3 / 3 100%	1 / 1 100%	1 / 1 100%	2	5
33 Guldán	256	'95	-	0.02	1 / 0 0%	4	1	-	42 / 37 88%	-	31	21 / 9 43%	9 / 4 44%	12 / 5 42%	-	5 / 3 60%	6	13
2 Kopacz	237	'95	-	-	-	1	-	-	60 / 50 83%	-	35	21 / 12 57%	12 / 6 50%	9 / 6 67%	-	3 / 1 33%	5	5
8 Poreba	277	'81	-	-	-	1	5	-	27 / 23 85%	-	25	14 / 10 71%	3 / 3 100%	11 / 7 64%	5 / 4 80%	-	4	2
24 Tosik	266	'95	-	-	-	2	1	-	38 / 33 87%	1 / 0 0%	28	14 / 8 57%	4 / 4 100%	10 / 4 40%	-	6 / 3 50%	3	5
39 Bohar	253	'86	1 / 0	0.14	2 / 1 50%	1	-	1	14 / 12 86%	1 / 1 100%	16	7 / 2 29%	-	7 / 2 29%	1 / 0 0%	1 / 0 0%	5	1
18 Starzynski	282	'95	-	0.12	3 / 1 33%	2	2	-	37 / 24 65%	1 / 0 0%	24	12 / 7 58%	1 / 1 100%	11 / 6 55%	1 / 1 100%	5 / 4 80%	8	3
44 Czerwinski	234	'81	-	0.04	1 / 0 0%	-	5	-	37 / 23 62%	-	42	21 / 7 33%	14 / 5 36%	7 / 2 29%	3 / 1 33%	1 / 1 100%	14	1
89 Tuszynski	227	'95	0 / 1	-	-	-	3	-	24 / 20 83%	1 / 0 0%	42	29 / 10 34%	13 / 2 15%	16 / 8 50%	3 / 2 67%	1 / 1 100%	13	2
13 Pakulski	-	'14	-	-	-	-	1	-	3 / 2 67%	-	4	1 / 1 100%	-	1 / 1 100%	-	-	1	-
11 Pawlowski	-	'14	-	-	-	-	-	-	1 / 1 100%	-	3	3 / 0 0%	2 / 0 0%	1 / 0 0%	1 / 0 0%	-	-	-
17 Szysz	219	'8	-	-	-	-	-	-	5 / 3 60%	-	4	2 / 1 50%	-	2 / 1 50%	1 / 0 0%	1 / 1 100%	-	1

Cracovia

	INSTAT INDEX	Minutes played	Goals / assists	xG	Shots / on target	Fouls	Fouls suffered	Offsides	Passes / accurate	Key passes	Received passes	Challenges / won	Air challenges	Ground challenges	Dribbles / successful	Tackles / successful	Lost balls	Ball recoveries
31 Hrosso	223	'95	-	-	-	-	1	-	24 / 20 83%	-	10	1 / 1 100%	1 / 1 100%	-	-	-	1	3
33 Pestka	241	'75	-	-	-	4	-	-	50 / 42 84%	-	31	20 / 13 65%	10 / 8 80%	10 / 5 50%	1 / 0 0%	4 / 2 50%	7	7
20 Datkovic	308	'95	-	0.25	1 / 1 100%	2	1	-	44 / 41 93%	-	35	17 / 10 59%	12 / 7 58%	5 / 3 60%	-	2 / 2 100%	-	12
34 Dytiatiev	287	'95	-	-	-	2	-	-	50 / 43 86%	-	31	11 / 7 64%	6 / 4 67%	5 / 3 60%	-	3 / 2 67%	4	11
2 Rapa	251	'95	-	-	-	1	1	-	44 / 37 84%	-	36	7 / 4 57%	4 / 1 25%	3 / 3 100%	-	1 / 1 100%	6	1
5 Gol	306	'63	-	0.03	1 / 0 0%	4	1	-	49 / 45 92%	3 / 2 67%	50	17 / 9 53%	2 / 1 50%	15 / 8 53%	2 / 1 50%	8 / 5 63%	7	5
11 Wdowiak	248	'95	-	0.03	1 / 0 0%	3	5	-	35 / 25 71%	2 / 0 0%	40	13 / 6 46%	1 / 1 100%	12 / 5 42%	6 / 4 67%	2 / 1 50%	7	-
8 Dimun	249	'95	-	0.01	1 / 0 0%	-	2	-	65 / 53 82%	1 / 0 0%	43	16 / 8 50%	8 / 4 50%	8 / 4 50%	3 / 1 33%	2 / 2 100%	6	8
10 van Amersfoort	260	'95	0 / 1	-	-	1	3	-	43 / 37 86%	3 / 3 100%	49	15 / 6 40%	3 / 0 0%	12 / 6 50%	3 / 1 33%	-	3	2
29 Cecaric	210	'46	-	0.37	1 / 0 0%	-	-	-	9 / 7 78%	-	11	10 / 3 30%	8 / 2 25%	2 / 1 50%	-	-	3	1
21 Rafael Lopes	280	'95	1 / 0	0.67	6 / 3 50%	1	2	-	20 / 16 80%	-	31	17 / 8 47%	7 / 4 57%	10 / 4 40%	4 / 2 50%	1 / 0 0%	9	-
4 Hanca	257	'49	-	0.21	3 / 2 67%	-	-	-	29 / 24 83%	-	25	4 / 1 25%	2 / 0 0%	2 / 1 50%	-	-	4	2
6 Lusiusz	208	'31	-	-	-	3	1	1	12 / 11 92%	-	11	12 / 3 25%	2 / 1 50%	10 / 2 20%	2 / 0 0%	4 / 2 50%	4	2
87 Diego	236	'19	-	0.02	1 / 1 100%	1	-	-	7 / 5 71%	-	3	4 / 3 75%	2 / 2 100%	2 / 1 50%	-	1 / 1 100%	1	2

Attack

Ball possession with crossing half-way line

Counter-attack

Open play attack after the opponent team loses the ball. A counter-attack lasts no longer than 30 sec. Speed of moving to the target in counter-attack - not less than 2,6 meters/sec.

Positional attack

An attack in open play or after set pieces (throw-in or free-kick). Positional attack in open play either lasts more than 30 sec or speed of moving to the target in ball possession is less than 2,6 meters/sec

Attack after a free-kick or throw-in

An attack which starts with a set piece (corner, throw-in or a free-kick) and its first or second action is a shot on goal or a cross into the box.

Attack after a corner

Team actions after taking a corner kick up to losing ball or opponent's clearing the ball to the central zone

Shot

Sending ball to the opponent's goal with the purpose to score. Shots are classified following way: accurate (on target), wide (posts and crossbar included) and shots blocked by the opponent.

Key pass

A pass to a partner who is in a goal scoring position (one-on-one situation, empty net etc.) and a pass to a partner that "cuts off" the whole defensive line of the opponent's team (3 and more players) in the attacking phase.

Challenges

All types of challenges on a field. It is a summary measure, which includes struggle for neutral ball, air challenges, dribbles, tackles, losses of a ball after opponent's tackles.

Air challenge

A struggle of two opponents for a ball above their shoulders level.

Dribble

Active action of a player possessing the ball, an attempt to pass opponent by using dribbling. When dribbling succeeds, the opponent has unsuccessful tackle registered.

Turnover in challenges

Active action of a player who tries to tackle the ball from the player possessing it (the opponent in this case has the loss from tackle registered); counteracting opponent's dribbling is also registered as tackling.

Dribbling

Deliberate movement of a player possessing the ball (not less than 3 touches)

Poor ball control

Losing a ball without challenge as a result of an inaccurate action.

Ball recoveries

Player's actions (interception, picking up, won challenge) ending opponent's ball possession and giving a chance of making quick counter-attack.

Turnover

Player's actions (inaccurate pass, lost challenge, etc.) that lead to losing a ball. Loss of the ball is not registered if the ball possession is finished with a foul suffered or a shot.

Speed of attacking actions

Number team's attacking actions per minute of the ball possession.

Speed of accurate passes

Number of accurate passes per minute of the ball possession

Challenge intensity index

number of challenges and interceptions made by defending team per minute opponent's ball possession

xG

Metric to evaluate the quality of shots made by a player or a team. The number of expected goals is calculated depending on the type of the shot and zone, from which this shot was made.